



Full length article

A computational high-throughput search for new ternary superalloys

Chandramouli Nyshadham^a, Corey Oses^b, Jacob E. Hansen^a, Ichiro Takeuchi^c, Stefano Curtarolo^{b,d}, Gus L.W. Hart^{a,*}^a Department of Physics and Astronomy, Brigham Young University, Provo, UT 84602, USA^b Center for Materials Genomics, Duke University, Durham, NC 27708, USA^c Department of Materials Science and Engineering, University of Maryland, College Park, MD 20742, USA^d Materials Science, Electrical Engineering, Physics and Chemistry, Duke University, Durham, NC 27708, USA

ARTICLE INFO

Article history:

Received 21 March 2016

Received in revised form

12 August 2016

Accepted 12 September 2016

Keywords:

First-principles calculations

Superalloys

High-throughput

Phase stability

ABSTRACT

In 2006, a novel cobalt-based superalloy was discovered [1] with mechanical properties better than some conventional nickel-based superalloys. As with conventional superalloys, its high performance arises from the precipitate-hardening effect of a coherent L1₂ phase, which is in two-phase equilibrium with the fcc matrix. Inspired by this unexpected discovery of an L1₂ ternary phase, we performed a first-principles search through 2224 ternary metallic systems for analogous precipitate-hardening phases of the form X₃[A_{0.5}B_{0.5}], where X = Ni, Co, or Fe, and [A,B] = Li, Be, Mg, Al, Si, Ca, Sc, Ti, V, Cr, Mn, Fe, Co, Ni, Cu, Zn, Ga, Sr, Y, Zr, Nb, Mo, Tc, Ru, Rh, Pd, Ag, Cd, In, Sn, Sb, Hf, Ta, W, Re, Os, Ir, Pt, Au, Hg, or Tl. We found 102 systems that have a smaller decomposition energy and a lower formation enthalpy than the Co₃(Al, W) superalloy. They have a stable two-phase equilibrium with the host matrix within the concentration range 0 < x < 1 (X₃[A_xB_{1-x}]) and have a relative lattice mismatch with the host matrix of less than or equal to 5%. These new candidates, narrowed from 2224 systems, suggest possible experimental exploration for identifying new superalloys. Of these 102 systems, 37 are new; they have no reported phase diagrams in standard databases. Based on cost, experimental difficulty, and toxicity, we limit these 37 to a shorter list of six promising candidates of immediate interest. Our calculations are consistent with current experimental literature where data exists.

© 2016 Acta Materialia Inc. Published by Elsevier Ltd. All rights reserved.

1. Introduction

Materials scientists have developed large experimental databases of known materials over the last century [2–5]. Similar computational databases are being compiled by exploiting the power of supercomputers and advanced electronic structure methods [6–11]. The challenge now is to leverage the data to discover new materials by building computational models [12] and employing machine learning methods [13–16]. Data mining and materials informatics approaches can also be used to identify structure/property relationships, which may suggest atomic combinations, stoichiometries, and structures not included in the database [12].

An emerging area in materials science is the computational prediction of new materials using high-throughput approaches

[6,12–14,17–20]. Hundreds of thousands of hypothetical candidates can be explored much faster than by experimental means. In this work, a simple combinatorial search for ternary superalloys is performed in a high-throughput fashion. The extraordinary mechanical properties of superalloys at high temperatures make them useful for many important applications in the aerospace and power generation industries. One of the basic traits of superalloys is that they generally occur in a face-centered-cubic structure [21]. The most common base elements for superalloys are nickel, cobalt, and iron, but most are nickel-based. In 2006, a new cobalt-based superalloy, Co₃(Al, W), was confirmed to have better mechanical properties than many nickel-based superalloys [1].

This cobalt-based superalloy has the commonly occurring L1₂ phase which creates coherent precipitates in the fcc matrix. A theoretical investigation of Co₃(Al, W) was subsequently carried out by Saal and Wolverton [22]. To model the properties of the L1₂ solid solution phase observed at high temperature, Saal and Wolverton used an L1₂-based special quasirandom structure (SQS) [23].

* Corresponding author.

E-mail address: gus.hart@gmail.com (G.L.W. Hart).

In order to identify the stoichiometry of the superalloy, they performed first-principles calculations for solid solutions $\text{Co}_3[\text{Al}_x, \text{W}_{1-x}]$ with varying concentrations of Al and W. Their study includes finite temperature effects and point defect energetics. They showed that an L1_2 -like random structure with stoichiometry $\text{Co}_3[\text{Al}_{0.5}, \text{W}_{0.5}]$ is consistent with experiment. Interestingly, their solid-solution-like $\text{Co}_3[\text{Al}_{0.5}, \text{W}_{0.5}]$ structure is metastable and predicted to have a decomposition energy of 66 meV/atom (distance from the $T = 0$ K convex hull). They show that high-temperature effects make this phase thermodynamically competitive with other competing structures at elevated temperatures. The fact that a metastable structure ($\text{Co}_3[\text{Al}_{0.5}, \text{W}_{0.5}]$) with a decomposition energy as high as 66 meV/atom at $T = 0$ K, is competitive with many commercially available superalloys at higher temperatures motivates our search for similar ternary systems containing an L1_2 -like solid solution phase.

Ideally, a computational search over potential superalloys would model actual engineering observables (e.g., hardness) and consider the influence of small concentrations of impurities, finite temperature effects, influence of vacancies, effects of polycrystallinity, etc. Unfortunately, such calculations are extremely challenging even for a single material and impractical for thousands of candidate systems as in this work.

In known superalloy systems, L1_2 -based phases have large negative formation enthalpies, a small decomposition energy, and a relatively small lattice mismatch between the host matrix and the precipitate phase. Our search is for new ternary systems with these same metrics. We further screen candidate alloy systems for L1_2 precipitates either in two-phase equilibrium with the host matrix or likely to precipitate as metastable phases. Based on the relative lattice mismatch between the host element and the precipitate phases any compound with a relative lattice mismatch of $>5\%$ is excluded.

Using the solid-solution-like structure identified by Saal and Wolverton [22], we performed an extensive combinatorial search over 2224 ternary systems using the AFLOW framework [7,8]. We found 102 systems that are more stable (closer to the $T = 0$ K convex hull) and have a lower formation enthalpy than the $\text{Co}_3[\text{Al}_{0.5}, \text{W}_{0.5}]$ superalloy. All 102 systems are in two-phase equilibrium with the host matrix and have a relative lattice mismatch of less than or equal to 5%. Of these systems, 37 are new—they have no reported phase diagrams [4,5,24]. These new candidates, narrowed from thousands of possibilities, suggest experimental exploration for identifying new superalloys. Furthermore, by eliminating systems

that are experimentally difficult to make or contain expensive or toxic elements, we identify six particularly promising systems.

2. Methodology

2.1. First-principles structure calculations

We performed first principles calculations using the software package AFLOW [7]. To model an L1_2 -based solid solution, we used a 32-atom special quasirandom structure (SQS-32) [22,23,25] of the form $\text{X}_3[\text{A}_{0.5}, \text{B}_{0.5}]$, where X is one of the base elements, nickel (Ni), cobalt (Co) or iron (Fe) (refer Fig. 1). These combinations lead to 780 different ternary structures for each base element totaling to 2340 SQS structures in 2224 different ternary systems.

All the calculations follow the AFLOW [26] standard, are hosted in the AFLOW repository [8], and can be easily accessed by using the

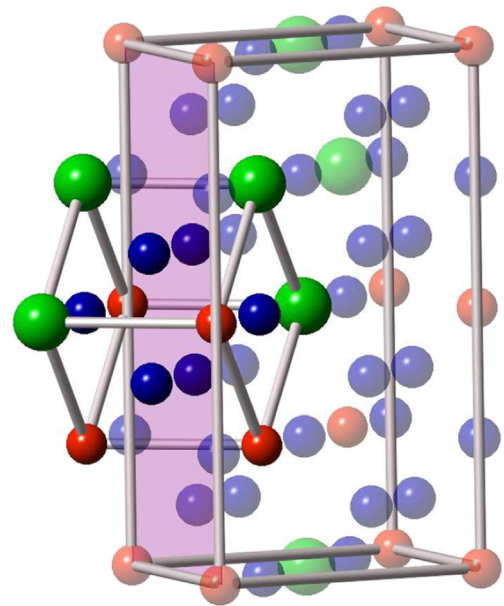


Fig. 2. The 32-atom special quasirandom structure (SQS-32) [25] used to model a solid solution with an L1_2 structure (smaller cube in the figure). The blue, red, and green atoms correspond to X, A, and B in $\text{X}_3[\text{A}_{0.5}, \text{B}_{0.5}]$, respectively. (For interpretation of the references to color in this figure legend, the reader is referred to the web version of this article.)

1	2											13	14	15
3 Li [12]	4 Be [77]											5 B [86]	6 C [95]	7 N [100]
11 Na [11]	12 Mg [73]	3	4	5	6	7	8	9	10	11	12	13 Al [80]	14 Si [85]	15 P [90]
19 K [10]	20 Ca [16]	21 Sc [19]	22 Ti [51]	23 V [54]	24 Cr [57]	25 Mn [60]	26 Fe [61]	27 Co [64]	28 Ni [67]	29 Cu [72]	30 Zn [76]	31 Ga [81]	32 Ge [84]	33 As [89]
37 Rb [9]	38 Sr [15]	39 Y [25]	40 Zr [49]	41 Nb [53]	42 Mo [56]	43 Tc [59]	44 Ru [62]	45 Rh [65]	46 Pd [69]	47 Ag [71]	48 Cd [75]	49 In [79]	50 Sn [83]	51 Sb [88]
55 Cs [9]	56 Ba [14]	57 La* [33]	72 Hf [50]	73 Ta [52]	74 W [55]	75 Re [58]	76 Os [63]	77 Ir [66]	78 Pt [68]	79 Au [70]	80 Hg [74]	81 Tl [78]	82 Pb [82]	83 Bi [87]

6 — atomic number
 C — element
 [95] — Mendeleev number

Fig. 1. For each base element in $\text{X}_3[\text{A}_{0.5}, \text{B}_{0.5}]$, there are 40 elements chosen for A and B, which includes 38 elements (highlighted in blue) chosen from the periodic table and the remaining two of three base elements X (highlighted in red). (For interpretation of the references to color in this figure legend, the reader is referred to the web version of this article.)

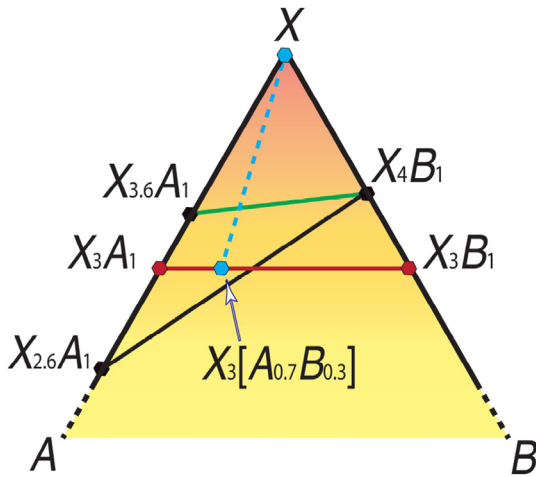


Fig. 3. The two-phase equilibrium screening criterion discussed in Sec. 2.3 (similar to Fig. 2 in Ref. [42]). If a tieline between the host matrix and the L_{12} precipitate phase (light blue dotted line) is intersected by the tie line for another phase (e.g., green line between $X_{3.6}A_1$ and X_4B_1) then the precipitate phase will not be in two-phase equilibrium with the host matrix for any concentration between X_3A_1 and X_3B_1 . On the other hand, even if the line connecting X_3A_1 and X_3B_1 is intersected by another tie line (e.g., black line between $X_{2.6}A_1$ and X_4B_1), there may still be a concentration of the precipitate phase that can be in two-phase equilibrium with the host matrix, as show by the light-blue dotted line. (For interpretation of the references to color in this figure legend, the reader is referred to the web version of this article.)

Ref. [26].

The special quasirandom structure (SQS) [23] approach mimics the statistics of a random alloy in a small supercell [36]. Fig. 2 depicts the 32-atom SQS [25] that was used for all calculations in this work. It is an L_{12} -based structure where X atoms (blue) are on the face centers of the conventional fcc cell and A (red), B (green) atoms on the corners.

2.2. Thermodynamic property calculations

The formation enthalpy (ΔH_f) is calculated for any ternary structure $X_3[A_{0.5}, B_{0.5}]$ as

$$\Delta H_f = E(X_3[A_{0.5}, B_{0.5}]) - \sum_m E_m,$$

where $E(X_3[A_{0.5}, B_{0.5}])$ is the total energy per atom of the SQS-32- $X_3[A_{0.5}, B_{0.5}]$ structure, and $\sum_m E_m$ is the sum of total energies of the corresponding stable, pure concentration structures. A negative formation enthalpy characterizes a system that prefers an ordered configuration over decomposition into its pure constituents, while unstable systems have a positive formation enthalpy.

To approximate the phase diagram of a given alloy system, we consider the low-temperature limit in which the behavior of the system is dictated by the ground state [37,38]. In compositional space, the set of ground state configurations defines the mini-

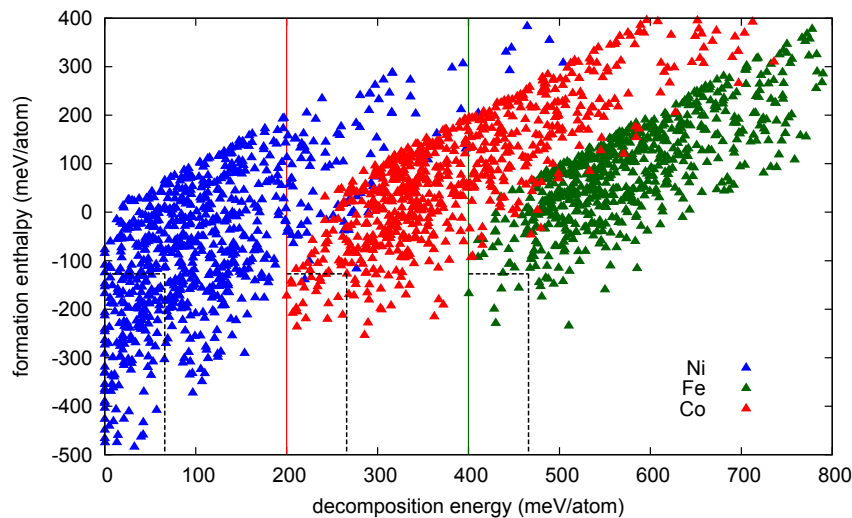


Fig. 4. Formation enthalpy vs. the decomposition energy for all 2224 ternary systems. Each triangle represents one $Ni_3/Co_3/Fe_3[A_{0.5}, B_{0.5}]$ structure, where A and B are any two different elements in the periodic table from Fig. 1. Co-based and Fe-based systems are displaced on the x-axis by 200 meV and 400 meV, respectively, for clarity. Ni-based, Co-based, and Fe-based systems are marked in blue, red, and green triangles, respectively. Systems enclosed within dotted lines are the ones identified to be better than the $Co_3[Al_{0.5}, W_{0.5}]$ structure with respect to these properties. (For interpretation of the references to color in this figure legend, the reader is referred to the web version of this article.)

RESTAPI [27]. Each *ab-initio* calculation is performed using PAW potentials [28–30] within the generalized gradient approximation of Perdew, Burke, and Ernzerhof [31,32], as implemented in VASP [33,34]. The k -point meshes for sampling the Brillouin zone are constructed using the Monkhorst-Pack scheme [35]. A total number of at least 10,000 k -points per reciprocal atom are used, and spin polarization [26] is considered. The cutoff energy is chosen to be 1.4 times the default maximum value of the three elements in the respective ternary system. More details are available in

the minimum energy surface, also referred to as the lower-half convex hull. Compounds above the minimum energy surface are not stable, with the decomposition described by the facet directly below each. The energy gained from this decomposition is geometrically represented by the distance of the compound from the hull and quantifies the compound's tendency to decompose. We refer to this quantity as the decomposition energy.

While the minimum energy surface changes at finite temperature (favoring disordered structures), we expect the $T = 0$ K

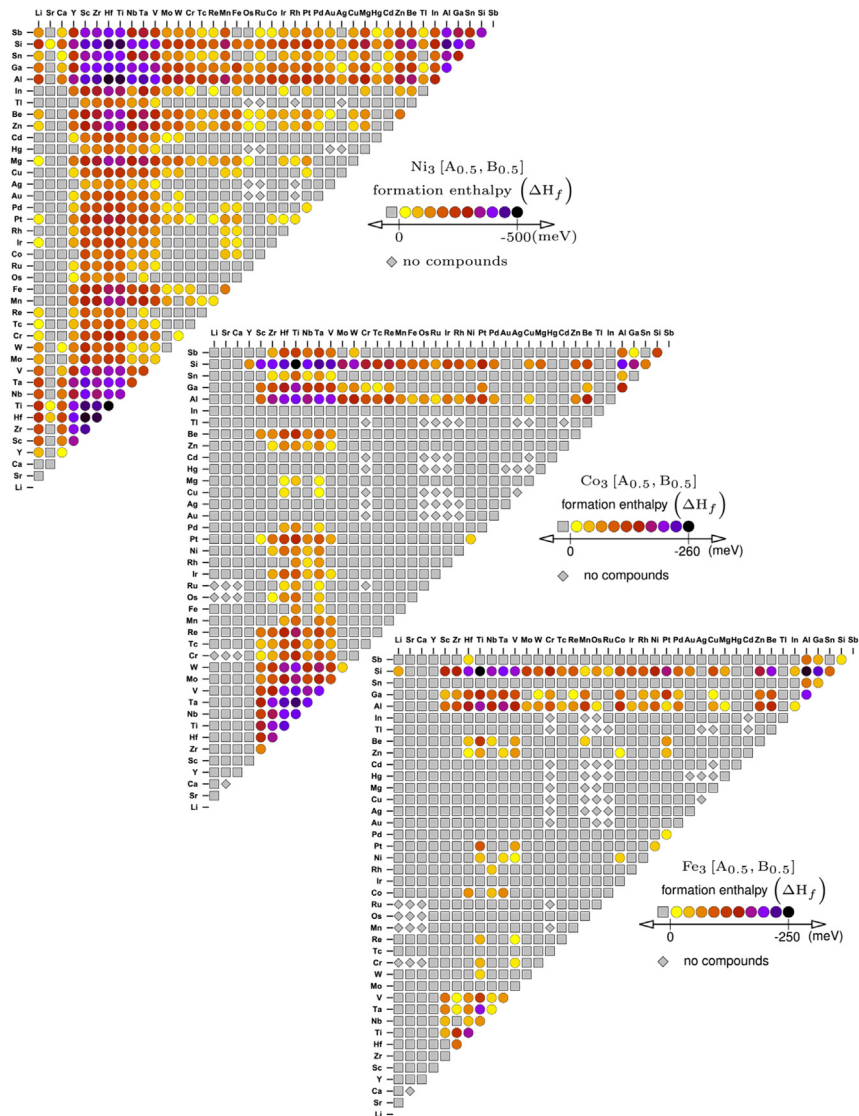


Fig. 5. All the elements are arranged as per the chemical scale (χ) introduced by Pettifor [44] in increasing order. Each diamond, square, and circle represents a ternary combination $X_3[\text{A}_{0.5}, \text{B}_{0.5}]$ with $X = \text{Ni}, \text{Co},$ or Fe , and A, B specifying the elements indicated along the x and y-axes, respectively. A square indicates that the SQS-32 crystal structure has a positive formation enthalpy. A diamond indicates that there exists no stable binary or ternary compounds in the respective ternary system. A colored circle indicates that the SQS-32 structure has a negative formation enthalpy. The color contrast from yellow to black indicates decreasing formation enthalpy of the crystal structure in the ternary system. (For interpretation of the references to color in this figure legend, the reader is referred to the web version of this article.)

decomposition energy to serve as a reasonable descriptor for relative stability. The ternary convex hulls and relevant calculations were performed¹ using the phase diagram module within AFLOW[7] (see Appendix for details).

We observe that ternary L_{12} phases in known superalloys have large negative formation enthalpies and appear near each other in Pettifor-like maps of the formation enthalpy and decomposition energy. Decomposition energy and formation enthalpy maps comprising all 2224 systems considered in this study are shown in

¹ We found in our calculations that the formation enthalpy of two compounds, namely Al_2Co and Al_2Fe with Be_2Zn structure (the prototype numbered 549 in AFLOW[8]), is anomalously low (< -1.8 eV/atom). Similar results with this Be_2Zn structure for other compounds were discussed previously by Taylor et al. [39]. They attribute the erroneous results to PAW-pseudopotentials distributed with VASP. The phase diagrams for systems with binary combinations (Al,Co) or (Al,Fe) are generated discarding the Be_2Zn structure in this work.

Figs. 5 and 6. All those systems for which decomposition energy and formation enthalpy are less than that of $\text{Co}_3[\text{Al}_{0.5}, \text{W}_{0.5}]$ are included in our list of potential candidates.

2.3. Coherency and two-phase equilibrium with the host

Because the strain energy cost is lower, compounds with smaller lattice mismatch between the L_{12} phase and the host matrix are more likely to form coherent precipitates. Relative lattice mismatch ($\Delta a/a_{\text{host}}$) is defined as the ratio of the difference between the lattice parameter of the host matrix and the precipitate compound, Δa , to the lattice parameter of host matrix, a_{host} . In this work, a relative lattice mismatch cutoff of no more than 5% is used to screen for potential superalloys.

Because precipitate strengthening is the key mechanism for superalloy performance, we apply another constraint requiring that the L_{12} precipitate phase be in two-phase equilibrium with the fcc

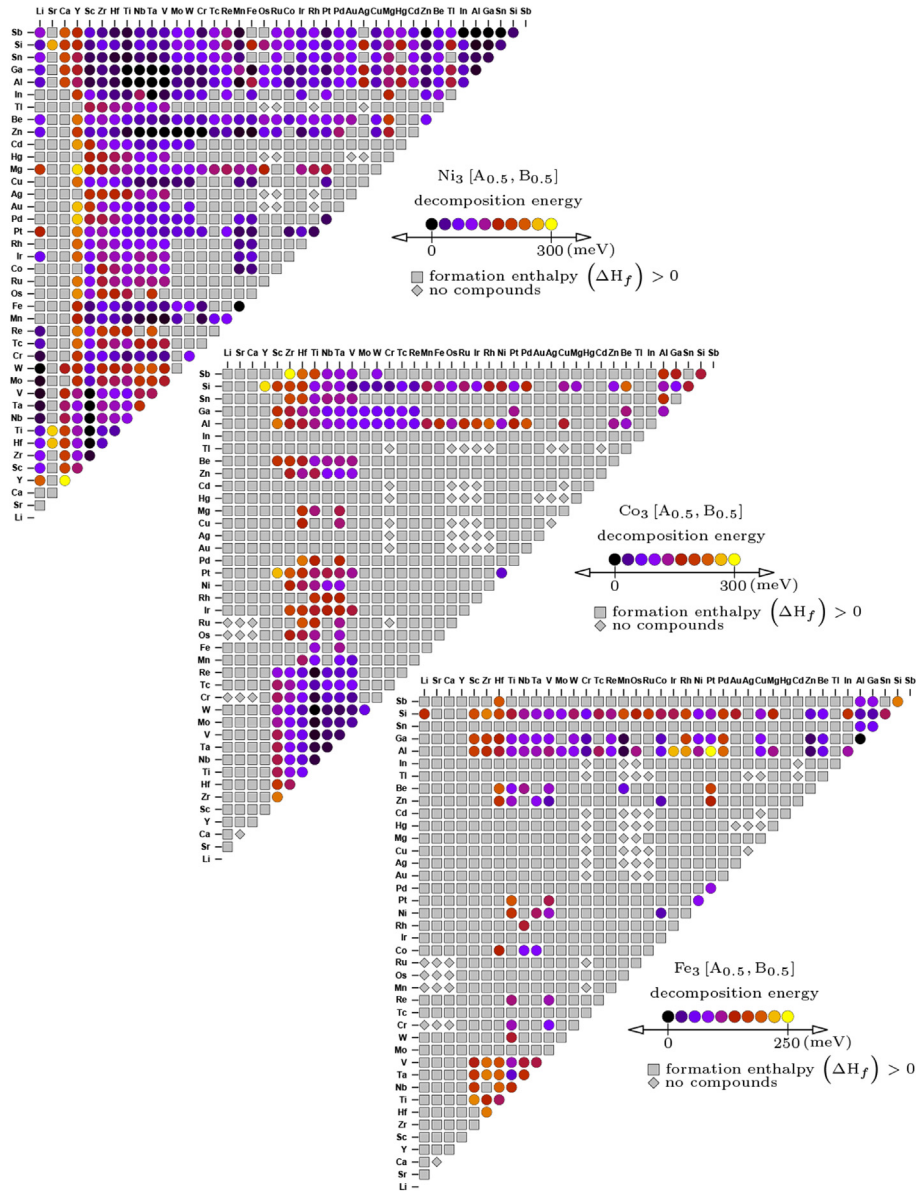


Fig. 6. All the elements are arranged as per the chemical scale (χ) introduced by Pettifor [44] in increasing order. Each diamond, square, and circle represents a ternary combination $X_3[\text{A}_{0.5}, \text{B}_{0.5}]$ with $X = \text{Ni}, \text{Co},$ and Fe , and A, B are the elements indicated along the x and y -axes, respectively. A square indicates that the SQS-32 crystal structure has a positive formation enthalpy. A diamond indicates that there exists no stable binary or ternary compounds in the respective ternary system. The color contrast of the circles from yellow to black indicates increasing decomposition energy of the crystal structure in the ternary system. (For interpretation of the references to color in this figure legend, the reader is referred to the web version of this article.)

host matrix.² As shown in Fig. 3, this constraint is satisfied if a tieline can be drawn between the host matrix (100% X) and the L_{12} phase at any concentration ($X_3[\text{A}_x\text{B}_{1-x}]$, $0 < x < 1$) without intersecting any other tieline. We allow for this variation in the concentration for the minority site (A_xB_{1-x}) because stable L_{12} phases in experiment can vary over a wide concentration range [40,41]. Of the 179 systems with deeper formation enthalpy and smaller decomposition energy than Co-Al-W , 66 systems are eliminated using the two-phase equilibrium criterion.

² In cases where the formation enthalpy of the SQS structure is above the convex hull, we project it onto the convex hull and draw the tieline between the projected point and the host matrix to check the two-phase equilibrium criterion.

2.4. Bulk modulus calculations

The bulk modulus is determined from energy-volume data calculated for strains of -0.02 \AA to $+0.02 \text{ \AA}$ in steps of 0.01 \AA applied to the unit cell, with at least five calculations for each system. The energy-volume data is fitted using the Murnaghan equation of state [43].

3. Results and analysis

3.1. Relative stability of SQS-32 and the distance to convex hull

Fig. 4 depicts the formation enthalpy (ΔH_f) vs. decomposition energy (E_d) for all 2224 SQS-32 ternary systems with composition

Table 1

Systems where the SQS structure computed in this work has a corresponding L_{12} phase reported in experiment. The experimental compounds are all close to the stoichiometry of the SQS structure, $X_{24}[A_4B_4]$.

SQS	Exp.
$Al_{0.5}Cr_{0.5}Ni_3$	$Al_{0.8}Cr_{0.2}Ni_3$ [50]
$Al_{0.5}Cu_{0.5}Ni_3$	$Al_1Cu_{0.28}Ni_{2.72}$ [51]
$Al_{0.5}Ga_{0.5}Ni_3$	$Al_{0.5}Ga_{0.5}Ni_3$ [52]
$Al_{0.5}Hf_{0.5}Ni_3$	$Al_{0.99}Hf_{0.01}Ni_3$ [53]
$Al_{0.5}Nb_{0.5}Ni_3$	$Al_{0.65}Nb_{0.35}Ni_3$ [54]
$Al_{0.5}Ni_3Pt_{0.5}$	$Al_1Ni_{2.48}Pt_{0.52}$ [51]
$Al_{0.5}Ni_3Si_{0.5}$	$Al_{0.6}Ni_3Si_{0.4}$ [51]
$Al_{0.5}Ni_3Sn_{0.5}$	$Al_{0.8}Ni_3Sn_{0.2}$ [50]
$Al_{0.5}Ni_3Ta_{0.5}$	$Al_{0.76}Ni_3Ta_{0.24}$ [41]
$Al_{0.5}Ni_3Ti_{0.5}$	$Al_1Ni_{2.8}Ti_{0.2}$ [40]
$Al_{0.5}Ni_3V_{0.5}$	$Al_{0.28}Ni_3V_{0.2}$ [50]
$Co_3Ti_{0.5}V_{0.5}$	$Co_3Ti_{0.87}V_{0.13}$ [55]
$Ga_{0.5}Hf_4Ni_3$	$Ga_{0.88}Hf_{0.12}Ni_3$ [51]
$Ga_{0.5}Nb_4Ni_3$	$Ga_{0.84}Nb_{0.16}Ni_3$ [51]
$Ga_{0.5}Ni_3Sb_{0.5}$	$Ga_{0.92}Ni_3Sb_{0.08}$ [51]
$Ga_{0.5}Ni_3Si_{0.5}$	$Ga_{0.4}Ni_3Si_{0.6}$ [51]
$Ga_{0.5}Ni_3Sn_{0.5}$	$Ga_{0.84}Ni_3Sn_{0.16}$ [51]
$Ga_{0.5}Ni_3Ta_{0.5}$	$Ga_{0.68}Ni_3Ta_{0.32}$ [51]
$Ga_{0.5}Ni_3Ti_{0.5}$	$Ga_{0.84}Ni_3Ti_{0.16}$ [51]
$Ga_{0.5}Ni_3V_{0.5}$	$Ga_{0.76}Ni_3V_{0.24}$ [51]

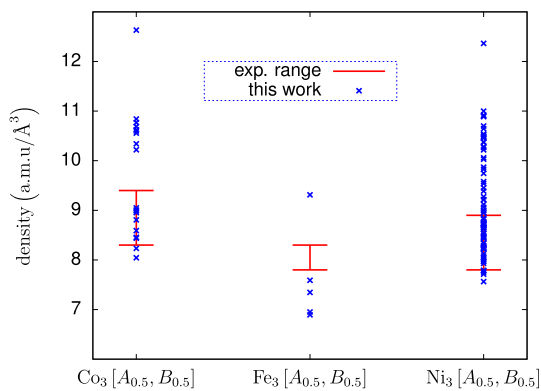


Fig. 7. A comparison between the density range for the theoretical calculations performed in this work and modern superalloys. Densities are computed for 102 ternary systems screened from the 2224 systems computed in this work. The red line shows the range of density for commercially-available superalloys at present.

distinguished by color. It is found that 2111/2224 ternary systems are compound-forming. Each point on the plot represents one $Ni_3/Co_3/Fe_3(A,B)$ system, where A and B are any two different elements highlighted in Fig. 1. On average, Ni-based superalloys are thermodynamically more stable than Co- or Fe-based superalloys.

The SQS-32 structure in 179 ternary systems is found to be thermodynamically more stable and have lower formation enthalpy than the $Co_3(Al, W)$ system. These systems are enclosed within dotted lines in Fig. 4. Out of these systems, 152 are Ni-based, 22 are Co-based, and 5 are Fe-based. Furthermore, 102 systems of these 179 are observed to be in two-phase equilibrium with the host matrix and have no more than 5% relative lattice mismatch with respect to the respective host lattice. Of these 102 systems, 37 have no reported phase diagrams in standard databases [4,5,24]. Of these systems, 33 are Ni-based, 3 are Co-based systems, and 1 is Fe-based.

The magnitude of ΔH_f is closely associated with the high temperature limit of an alloy. If a compound has a large negative formation enthalpy, it is more likely to withstand decomposition at higher temperatures. Fig. 4 shows that many Ni-based alloys are

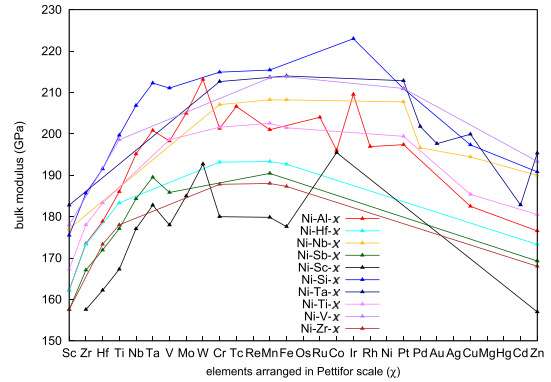


Fig. 8. The magnitude of the bulk modulus for Ni-A-x ($A = Al, Hf, Nb, Sb, Sc, Si, Ta, Ti, V, \text{ and } Zr$) systems with the x -axis arranged according to the χ scale in Pettifor maps. In general, the systems display a maximum in the bulk modulus at or before Ni. Only systems with simultaneously lower E_d and ΔH_f than $Co_3[Al_{0.5}, W_{0.5}]$ are plotted. (For interpretation of the references to color in this figure legend, the reader is referred to the web version of this article.)

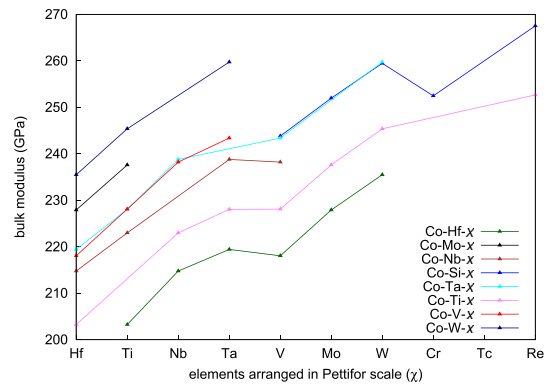


Fig. 9. The magnitude of the bulk modulus for Co-A-x ($A = Hf, Mo, Nb, Ni, Si, Ta, Ti, V, \text{ and } W$) systems with the x -axis arranged according to the χ scale in Pettifor maps. In general, the magnitude of the bulk modulus increases with χ up to Re. Only systems with simultaneously lower E_d and ΔH_f than $Co_3[Al_{0.5}, W_{0.5}]$ are plotted. (For interpretation of the references to color in this figure legend, the reader is referred to the web version of this article.)

as low as -400 meV compared to -167 meV of the discovered $Co_3(Al, W)$ superalloy [22].

Although the elemental form of Fe is bcc, fcc stabilizers (e.g., carbon, tungsten, or nickel) can be added in small amounts to stabilize the fcc structure. We have modeled Fe-based systems with L_{12} precipitate-forming potential by calculating fcc Fe, without explicitly including the effects of the stabilizing additions. Had we found promising Fe systems, this rough approximation would have needed refinement, but all of our promising candidates but one turned out to be Co- or Ni-based.

3.2. Formation enthalpy and decomposition energy maps

Recognizing that ternary L_{12} phases in known superalloys have large negative formation enthalpies and small decomposition energies, it is useful to identify chemical trends (via the Pettifor chemical scale) for these two quantities. We visualize these trends with Pettifor-like “formation enthalpy maps” and “decomposition energy maps” (Figs. 5 and 6). In the formation enthalpy maps, the formation enthalpy of every system computed in this work is displayed together, arranged in a grid ordered by the Pettifor scale [44] of the two minority components, A, B in $X_3[A_{0.5}, B_{0.5}]$. In a similar

Table 2
Candidates for precipitate-forming systems that have no previously reported phase diagrams in standard databases [5,24,46,47]. These have a smaller decomposition energy and a lower formation enthalpy than the Co₃(Al, W) superalloy. All are in stable two-phase equilibrium with the host matrix and have a relative lattice mismatch with the host matrix of less than or equal to 5%. Promising candidates (see Section 3.6) are boxed. “****” indicates that the quantity is not computed in this work.

System	Formation enthalpy [meV]	Decomposition energy [meV/atom]	Density [gm/cm ³]	Bulk modulus [GPa]	Relative lattice mismatch [%]
Al ₄ Ni ₂₄ Rh ₄	-189	49	8.71	197	-2
Au ₄ Ni ₂₄ Ta ₄	-142	46	12.17	198	-5
Be ₄ Fe ₄ Ni ₂₄	-129	40	8.20	206	1
Be ₄ Ga ₄ Ni ₂₄	-203	59	8.33	184	0
Be ₄ Mn ₄ Ni ₂₄	-132	43	8.12	***	1
Be ₄ Nb ₄ Ni ₂₄	-237	37	8.38	198	-1
Be ₄ Ni ₂₄ Sb ₄	-159	59	8.71	177	-2
Be ₄ Ni ₂₄ Si ₄	-298	48	7.78	201	1
Be ₄ Ni ₂₄ Ta ₄	-269	33	10.02	204	-1
Be ₄ Ni ₂₄ Ti ₄	-308	53	7.79	189	0
Be ₄ Ni ₂₄ V ₄	-225	21	8.07	203	1
Be ₄ Ni ₂₄ W ₄	-144	44	10.23	219	-1
<u>Co₂₄Nb₄V₄</u>	-156	19	9.05	238	-2
Co ₄ Ni ₂₄ Sc ₄	-166	55	8.04	169	-3
Co ₂₄ Re ₄ Ti ₄	-142	5	10.69	253	-2
<u>Co₂₄Ta₄V₄</u>	-189	18	10.62	243	-2
Fe ₂₄ Ga ₄ Si ₄	-200	28	7.59	***	-4
Ga ₄ Ir ₄ Ni ₂₄	-129	27	11.00	209	-2
<u>Hf₄Ni₂₄Si₄</u>	-459	42	9.83	192	-3
Ir ₄ Ni ₂₄ V ₄	-165	14	8.91	182	-4
Ir ₄ Ni ₂₄ Si ₄	-184	55	10.54	223	-1
<u>Mn₄Ni₂₄Sb₄</u>	-151	8	9.06	184	-4
Nb ₄ Ni ₂₄ Pd ₄	-129	52	9.39	197	-4
Nb ₄ Ni ₂₄ Pt ₄	-172	48	10.89	208	-4
Nb ₄ Ni ₂₄ Zn ₄	-241	0	8.95	190	-3
Ni ₂₄ Pd ₄ Ta ₄	-160	51	10.92	202	-4
Ni ₂₄ Pt ₄ Si ₄	-228	39	10.46	211	-2
Ni ₂₄ Pt ₄ Ta ₄	-202	45	12.36	213	-4
Ni ₂₄ Pt ₄ Ti ₄	-250	58	10.38	199	-3
<u>Ni₂₄Sb₄Si₄</u>	-310	21	8.82	187	-3
<u>Ni₂₄Sb₄Ti₄</u>	-335	11	8.72	177	-5
Ni ₂₄ Sc ₄ Zn ₄	-241	39	7.97	157	-4
Ni ₂₄ Si ₄ Sn ₄	-303	26	8.76	185	-3
Ni ₂₄ Ta ₄ Zn ₄	-274	0	10.49	195	-3
Ni ₂₄ V ₄ Zn ₄	-213	0	8.66	193	-1
Ni ₂₄ W ₄ Zn ₄	-147	0	10.70	210	-2
Ni ₂₄ Zn ₄ Zr ₄	-261	48	8.61	168	-4

Pettifor scale grid fashion, the decomposition energy maps show the decomposition energy of every system computed in this work (Fig. 5). The “islands” of similarly colored compounds visible in these plots reveal distinct chemical trends. Many of the promising superalloy candidates identified in our study with no previously reported phase diagrams are found within these islands. In general, early *d*-block elements and *p*-block combinations dominate the list of favorable systems, which have both low formation enthalpies and low decomposition energies. For Ni-based alloys, favorable compounds mostly comprise of transition metals Y, Sc, Zr, Hf, Ti, Nb, Ta, and metalloids, including Ga, Si, and Sb. In the case of Co-based alloys, combinations of Zr, Hf, Ti, Nb, Ta, and Al define the majority of favorable compounds. Combinations of Al, Si, Hf, and Ti with Fe tend to produce some favorable compounds as well. On the other hand, combinations with Os, Ru, and Cr tend to yield unstable compounds for combinations with Ni, Co, and Fe.

3.3. Phase diagrams

Ternary phase diagrams at $T = 0$ K for all 2111 compound-forming systems have been plotted in this work using the data in the open-access materials properties database AFLOW[45]. Convex hulls constructed from a DFT database are only as reliable as the database is complete. To be robust, the database must include all possible structural prototypes. Our prototypes list includes essentially all

known prototypes from the Pauling File [5,24] (a database of experimentally observed binary metallic phases) and binary and ternary intermetallic prototypes³ in the ICSD [46,47]. Our prototypes list also includes binary and ternary hypothetical structures (enumerated as in Refs. [48,49]). Our convex hulls were constructed from more than 800 DFT calculations per system. In total, 271,000 calculations were used for the 2111 compound-forming systems, giving us a high degree of the confidence that the phase stability predictions and potential superalloy candidates listed in this work are reasonably likely to be stable experimentally. Further evidence of the robustness of the calculations is given in Table 1.

The ternary phase diagrams of all 2111 compound-forming systems are included in the Supplementary Material accompanying this work and are available online via <http://aflow.org/superalloys>. They were created with the phase diagram module within AFLOW. In almost all cases, the AFLOW convex hulls contain more phases than reported in the experimental databases. In some cases, this may indicate an opportunity for further experimental study, but it is likely that some of these DFT ground states are low temperature phases and are therefore kinetically inaccessible, which explains why they are not reported in experimental phase diagrams.

There are 66 systems which meet all our criteria discussed in

³ Although entries with incomplete structural information or phases with partially occupied wyckoff positions obviously cannot be included.

Secs. 2.2 and 2.3 and for which there are published phase diagrams. In 20 of those systems, the predicted L_{12} phase is validated by an experimentally reported L_{12} phase at nearby concentrations. In 37 cases, the phase diagrams are incomplete in the region of interest. In the remaining eight cases, three have fcc solid solutions near our composition, three report disordered χ -like phases or unknown structures, one has a disordered $D0_{24}$ structure (closely related to L_{12} and a precipitate phase in some superalloys), and one reports the structure prototype $Mg_6Cu_{16}Si_7$.

3.4. Density of superalloys

Low density and high-temperature strength are two critical properties of superalloys for any application. For example, increased density can result in higher stress on mating components in aircraft gas turbines [21]. A comparison between the density range for theoretical calculations performed in this work and modern superalloys is listed in Fig. 7. Of the theoretical ternary combinations, there are 5 Ni-based alloys 2 Co-based and 4 Fe-based alloys with density less than the range of commercially-available superalloys. This certainly warrants further analysis of mechanical properties of these alloys, which may yield novel lightweight, high-strength superalloys.

3.5. Bulk modulus

For the aforementioned systems with simultaneously lower E_d and ΔH_f than the $Co_3(Al, W)$ system, the bulk modulus is computed in this work. All the Co- and Fe-based alloys have a bulk modulus of at least 200 GPa. This is consistent with the observation that commercial Co-based alloys have better mechanical properties than many Ni-based alloys [1].

Figs. 8 and 9 depict the magnitude of the bulk modulus for Ni- $A-x$ ($A = Al, Hf, Nb, Sb, Sc, Si, Ta, Ti, V,$ and Zr) and Co- $A-x$ ($A = Hf, Mo, Nb, Si, Ta, Ti, V,$ and W) systems. x is the third element in the ternary system and arranged along the x -axis of the plot in increasing order of the Pettifor chemical scale (χ). The bulk modulus of ternary alloys of the form Ni- $A-x$ reaches a maximum at or before Ni. In case of Co- $A-x$ systems, the bulk modulus increases with increasing χ up to Re.

The magnitude of the bulk modulus suggests that Co-based superalloys are particularly resistant to compression compared to Ni-based superalloys. 68 ternary systems with simultaneously lower E_d and ΔH_f than $Co_3[Al_{0.5}, W_{0.5}]$ have bulk moduli greater than 200 GPa.

3.6. Promising candidates

Table 2 lists the 37 systems that are predicted to have stable

precipitate-forming L_{12} phases and for which there are no reported phase diagrams in standard databases [4,5,24]. Avoiding elements (i.e. Au, Be, Cd, Ga, Hg, Ir, In, Li, Os, Pd, Pt, Re, Rh, Ru, Sb, Sc, Tc, and Tl) that are toxic, expensive, or have low melting temperatures (which can result in difficulty incorporating them in alloy synthesis), we prioritize this list into a smaller set of six candidate superalloy systems. These are denoted by boxes in Table 2.

4. Conclusion

We used DFT calculations to search for new ternary systems with L_{12} precipitate-forming potential. We examined a total of 2224 different ternary systems comprising 41 different elements. The Pettifor-type formation enthalpy and decomposition energy maps (Figs. 5 and 6) introduced in this work reveal that combinations of early d -block and p -block elements tend to form stable superalloy systems with base-elements Ni, Co, and Fe. Ni-based superalloys tend to be thermodynamically more stable than Co- or Fe-based superalloys.

A total of 102 ternary systems are found to have lower formation enthalpy and decomposition energy than the recently discovered $Co_3[Al_{0.5}, W_{0.5}]$ superalloy. All the systems are observed to be in two-phase equilibrium with the host matrix and have a lattice mismatch of less than or equal to 5% with the host matrix. Further analysis should be done for these systems with, e.g., cluster expansion [56–58] in the interest of experimental verification. Of these, 37 systems have no experimental phase diagram reported in literature. A comparison between the density range for our theoretical systems and modern superalloys reveal many candidate low-density superalloys. Co-based superalloys are observed to have a higher bulk modulus than Ni- and Fe-based alloys. Based on cost, experimental difficulty, and toxicity, we prioritize a shorter list of six promising superalloy systems (see Table 2).

Acknowledgments

The authors thank Eric Perim, Eric Gossett, M. Buongiorno Nardelli, M. Fornari, S. Butenko, and C. Toher for useful discussion. Funding from ONR (MURI N00014-13-1-0635). C. Oses acknowledges support from the National Science Foundation Graduate Research Fellowship under Grant No. DGF1106401. Calculations were performed at the Duke University Center for Materials Genomics and at the BYU Fulton Supercomputing Lab.

Appendix A. Phase diagram (Convex Hull) analysis

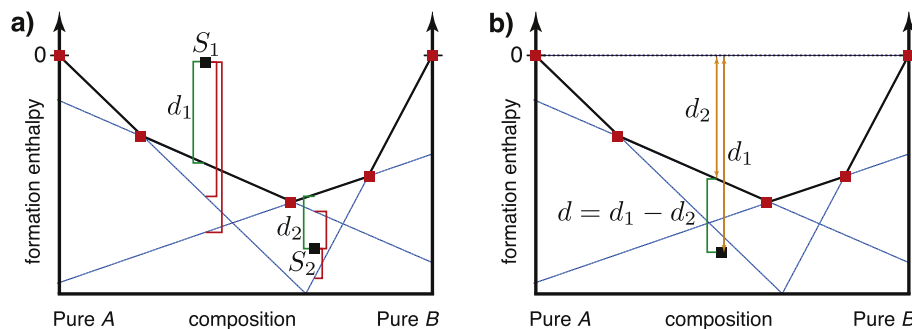


Figure A10. Distance to the $T = 0$ K convex hull algorithm. **a)** The correct distance (shown in green) for d_1 is the minimum distance of structure S_1 to all hyperplanes defining the convex hull. In case of structure S_2 , the minimum distance is not d_2 (green line), an artifact of the hyperplane description for hull facets. **b)** Projecting the points to the zero energy line guarantees that all points will lie within the hull, thus enabling the use of minimization algorithm to calculate the correct distance. The distance to the hull d is given as the difference of the projected distance d_2 from the distance to the zero energy line d_1 . (For interpretation of the references to color in this figure legend, the reader is referred to the web version of this article.)

We construct the $T = 0$ K convex hull using the phase diagram module within AFLOW[7]. Elements of this implementation were inspired by the QHULL algorithm [59]. For k -nary systems, it computes the distances to the hull with the following considerations. Let a facet of the convex hull, i.e., a hyperplane, be described by,

$$a_0 + \sum_{m=1}^k a_m x_m = 0. \quad (\text{A.1})$$

Here a_1, \dots, a_k define the normals of the hyperplane while the constant a_0 uniquely defines the hyperplane in space. This is a simple extension of the familiar 3-D plane equation $Ax + By + Cz = D$. Let a k -nary structure have the coordinates denoted in k -dimensional space as c_1, c_2, \dots, c_k , where c_1, \dots, c_{k-1} , are the concentrations of the $k-1$ elements in a k -nary system and c_k is the formation enthalpy. Note that we neglect the concentration of the k^{th} element because it is implicit given the other $k-1$ concentrations. The distance d of the structure to a given facet of the convex hull is computed as follows,

$$d = c_n - (1/a_n) \left(-a_0 + \sum_{m=1}^{n-1} a_m c_m \right). \quad (\text{A.2})$$

This equation is different from the nominal (shortest) distance between a plane and a point, which projects the point onto the plane along the normal vector. Instead, we want the distance that projects the point onto the plane along the energy axis.

The distance of the structure to the convex hull is the minimum of Eq. (A.2) computed for all facets of the convex hull. This minimization avoids a costly analysis of identifying the relevant facet, including the conversion of all facet vertices to barycentric coordinates. However, it is important to recognize that this minimization algorithm is only valid for compounds above the convex hull.

The correct (incorrect) distances of each structure to the convex hull is illustrated by the green (red) lines in Fig. A.10a. For structures within the convex hull, i.e., S_1 , the minimum distance correctly matches the structure to the plane immediately below it. However, imagine we were interested in determining the importance/stability of a convex hull member. This property may be quantified by determining the distance of this structure from the bottom of a new pseudo-hull which does not contain the structure, such as what is illustrated by S_2 . For such cases, we need a generalized distance to hull algorithm. The minimization algorithm alone would not identify the correct facet because the algorithm is dependent on the hyperplane description of the facet. Therefore, it is possible to find the imaginary extension of a distant facet to be closer to the compound than that of the correct facet. To avoid this problem, we generalize our algorithm by simply taking the projection of the point (compound) to the zero energy line, perform the minimization, and subtract the projected distance. This is illustrated in Fig. A.10b.

References

- [1] J. Sato, T. Omori, K. Oikawa, I. Ohnuma, R. Kainuma, K. Ishida, Cobalt-base high-temperature alloys, *Science* 312 (2006) 90–91.
- [2] L.L.C. MatWeb, Matweb Material Property Data, 2011. <http://www.matweb.com>.
- [3] MatWeb, LLC, Matweb Material Property Data: <http://www.matbase.com> 2011.
- [4] P. Villars, H. Okamoto, K. Cenzual, ASM Alloy Phase Diagram Database, 2006. <http://www1.asminternational.org/AsmEnterprise/APD>.
- [5] P. Villars, M. Berndt, K. Brandenburg, K. Cenzual, J. Daams, F. Hulliger, T. Massalski, H. Okamoto, K. Osaki, A. Prince, H. Putz, S. Iwata, The Pauling file, binaries edition, *J. Alloys. Compd.* 367 (2004) 293–297.
- [6] S. Curtarolo, G.L.W. Hart, M. Buongiorno Nardelli, N. Mingo, S. Sanvito, O. Levy, The high-throughput highway to computational materials design, *Nat. Mater.* 12 (2013) 191–201.
- [7] S. Curtarolo, W. Setyawan, G.L.W. Hart, M. Jahnátek, R.V. Chepulskii, R.H. Taylor, S. Wang, J. Xue, K. Yang, O. Levy, M.J. Mehl, H.T. Stokes, D.O. Demchenko, D. Morgan, AFLOW: an automatic framework for high-throughput materials discovery, *Comp. Mat. Sci.* 58 (2012) 218–226.
- [8] S. Curtarolo, W. Setyawan, S. Wang, J. Xue, K. Yang, R.H. Taylor, L.J. Nelson, G.L.W. Hart, S. Sanvito, M. Buongiorno Nardelli, N. Mingo, O. Levy, AFLOWLIB.ORG: a distributed materials properties repository from high-throughput *ab initio* calculations, *Comp. Mat. Sci.* 58 (2012) 227–235.
- [9] A. Jain, S.P. Ong, G. Hautier, W. Chen, W.D. Richards, S. Dacek, S. Cholia, D. Gunter, D. Skinner, G. Ceder, K.A. Persson, Commentary: the Materials Project: a materials genome approach to accelerating materials innovation, *APL Mater* 1 (2013) 011002.
- [10] J. Hachmann, R. Olivares-Amaya, S. Atahan-Evrenk, C. Amador-Bedolla, R.S. Sánchez-Carrera, A. Gold-Parker, L. Vogt, A.M. Brockway, A. Aspuru-Guzik, The Harvard Clean Energy Project: large-scale computational screening and design of organic photovoltaics on the world community grid, *J. Phys. Chem. Lett.* 2 (2011) 2241–2251.
- [11] M. Scheffler, C. Draxl, Computer Center of the Max-Planck Society, Garching, the NoMaD Repository, 2014. <http://nomad-repository.eu>.
- [12] O. Levy, G.L.W. Hart, S. Curtarolo, Uncovering compounds by synergy of cluster expansion and high-throughput methods, *J. Am. Chem. Soc.* 132 (2010) 4830–4833.
- [13] L.-F. Arsenault, O.A. von Lilienfeld, A.J. Millis, Machine Learning for Many-body Physics: Efficient Solution of Dynamical Mean-field Theory, arXiv:1506.08858, 2015.
- [14] K. Hansen, F. Biegler, R. Ramakrishnan, W. Pronobis, O.A. von Lilienfeld, K.-R. Müller, A. Tkatchenko, Machine learning predictions of molecular properties: accurate many-body potentials and nonlocality in chemical space, *J. Phys. Chem. Lett.* 6 (2015) 2326–2331.
- [15] O. Isayev, D. Fourches, E.N. Muratov, C. Oses, K. Rasch, A. Tropsha, S. Curtarolo, Materials cartography: representing and mining materials space using structural and electronic fingerprints, *Chem. Mater.* 27 (2015) 735–743.
- [16] J. Carrete, N. Mingo, S. Wang, S. Curtarolo, Nanograined half-Heusler semiconductors as advanced thermoelectrics: an *ab initio* high-throughput statistical study, *Adv. Func. Mater.* 24 (2014) 7427–7432.
- [17] L.M. Ghiringhelli, J. Vybiral, S.V. Levchenko, C. Draxl, M. Scheffler, Big data of materials science: critical role of the descriptor, *Phys. Rev. Lett.* 114 (2015) 105503.
- [18] O. Levy, M. Jahnátek, R.V. Chepulskii, G.L.W. Hart, S. Curtarolo, Ordered structures in rhenium binary alloys from first-principles calculations, *J. Am. Chem. Soc.* 133 (2011) 158–163.
- [19] M. Jahnátek, O. Levy, G.L.W. Hart, L.J. Nelson, R.V. Chepulskii, J. Xue, S. Curtarolo, Ordered phases in ruthenium binary alloys from high-throughput first-principles calculations, *Phys. Rev. B* 84 (2011) 214110.
- [20] O. Levy, G.L.W. Hart, S. Curtarolo, Structure maps for hcp metals from first-principles calculations, *Phys. Rev. B* 81 (2010) 174106.
- [21] M.J. Donachie, S.J. Donachie, *Superalloys: a Technical Guide*, second ed., ASM International, 2002.
- [22] J.E. Saal, C. Wolverton, Thermodynamic stability of Co-Al-W $L1_{21}$, *Acta Mater.* 61 (2013) 2330–2338.
- [23] A. Zunger, S.-H. Wei, L.G. Ferreira, J.E. Bernard, Special quasirandom structures, *Phys. Rev. Lett.* 65 (1990) 353–356.
- [24] P. Villars, K. Cenzual, J.L.C. Daams, F. Hulliger, T.B. Massalski, H. Okamoto, K. Osaki, A. Prince, S. Iwata, Crystal Impact, Pauling File. Inorganic Materials Database and Design System, Binaries Edition, ASM International, Metal Park, OH, 2003.
- [25] C. Jiang, Y. Du, Thermodynamic and mechanical stabilities of γ' -Ir₃(Al,W), *J. Appl. Phys.* 109 (2011).
- [26] C.E. Calderon, J.J. Plata, C. Toher, C. Oses, O. Levy, M. Fornari, A. Natan, M.J. Mehl, G.L.W. Hart, M. Buongiorno Nardelli, S. Curtarolo, The AFLOW standard for high-throughput materials science calculations, *Comp. Mat. Sci.* 108 (Part A) (2015) 233–238.
- [27] R.H. Taylor, F. Rose, C. Toher, O. Levy, K. Yang, M. Buongiorno Nardelli, S. Curtarolo, A RESTful API for exchanging materials data in the AFLOWLIB.org consortium, *Comp. Mater. Sci.* 93 (2014) 178–192.
- [28] G. Kresse, J. Hafner, Norm-conserving and ultrasoft pseudopotentials for first-row and transition-elements, *J. Phys. Condens. Matter.* 6 (1994) 8245–8257.
- [29] P.E. Blöchl, Projector augmented-wave method, *Phys. Rev. B* 50 (1994) 17953–17979.
- [30] G. Kresse, D. Joubert, From ultrasoft pseudopotentials to the projector augmented-wave method, *Phys. Rev. B* 59 (1999) 1758.
- [31] J.P. Perdew, K. Burke, M. Ernzerhof, Generalized gradient approximation made simple, *Phys. Rev. Lett.* 77 (1996) 3865–3868.
- [32] J.P. Perdew, K. Burke, M. Ernzerhof, Erratum: generalized gradient approximation made simple, *Phys. Rev. Lett.* 78 (1997) 1396.
- [33] G. Kresse, J. Furthmüller, Efficiency of *ab-initio* total energy calculations for metals and semiconductors using a plane-wave basis set, *Comp. Mat. Sci.* 6 (1996) 15.
- [34] G. Kresse, J. Furthmüller, Efficient iterative schemes for *ab initio* total-energy calculations using a plane-wave basis set, *Phys. Rev. B* 54 (1996) 11169–11186.
- [35] H.J. Monkhorst, J.D. Pack, Special points for Brillouin-zone integrations, *Phys. Rev. B* 13 (1976) 5188–5192.
- [36] C. Jiang, First-principles study of ternary bcc alloys using special quasirandom structures, *Acta Mater.* 57 (2009) 4716–4726.

- [37] S. Curtarolo, D. Morgan, G. Ceder, Accuracy of *ab initio* methods in predicting the crystal structures of metals: a review of 80 binary alloys, *Calphad* 29 (2005) 163–211.
- [38] G.L.W. Hart, S. Curtarolo, T.B. Massalski, O. Levy, Comprehensive search for new phases and compounds in binary alloy systems based on platinum-group metals, using a computational first-principles approach, *Phys. Rev. X* 3 (2013) 041035.
- [39] R.H. Taylor, S. Curtarolo, G.L.W. Hart, Guiding the experimental discovery of magnesium alloys, *Phys. Rev. B* 84 (2011) 084101.
- [40] B. Huneau, P. Rogl, K. Zeng, R. Schmid-Fetzer, M. Bohn, J. Bauer, The ternary system Al-Ni-Ti part I: isothermal section at 900°C; experimental investigation and thermodynamic calculation, *Intermetallics* 7 (1999) 1337–1345.
- [41] B.C. Giessen, N.J. Grant, New intermediate phases in transition metal systems, III, *Acta Cryst.* 18 (1965) 1080–1081.
- [42] S. Kirklin, J.E. Saal, V.I. Hegde, C. Wolverton, High-throughput computational search for strengthening precipitates in alloys, *Acta Mater.* 102 (2016) 125–135.
- [43] F.D. Murnaghan, The compressibility of media under extreme pressures, *Proc. Natl. Acad. Sci.* 30 (1944) 244–247.
- [44] D.G. Pettifor, A chemical scale for crystal-structure maps, *Sol. State Commun.* 51 (1984) 31–34.
- [45] W. Setyawan, S. Curtarolo, *AflowLib: Ab-initio Electronic Structure Library Database*, 2011. <http://www.aflowlib.org>.
- [46] V.L. Karen, M. Hellenbrandt, Inorganic crystal structure database: new developments, *Acta Cryst.* A58 (2002) c367.
- [47] I.D. Brown, S.C. Abrahams, M. Berndt, J. Faber, V.L. Karen, W.D.S. Motherwell, P. Villars, J.D. Westbrook, B. McMahon, Report of the working group on crystal phase identifiers, *Acta Cryst.* A61 (2005) 575–580.
- [48] G.L.W. Hart, R.W. Forcade, Generating derivative structures: algorithm and applications, *Phys. Rev. B* 77 (2008) 224115.
- [49] G.L.W. Hart, R.W. Forcade, Generating derivative structures from multi-lattices: algorithm and application to hcp alloys, *Phys. Rev. B* 80 (2009) 014120.
- [50] I. Ul-Haq, J.G. Booth, Magnetic and structural properties of Ni₃Al based alloys, *J. Magn. Magn. Mater.* 62 (1986) 256–268.
- [51] Y. Mishima, S. Ochiai, T. Suzuki, Lattice parameters of Ni(γ), Ni₃Al(γ′) and Ni₃Ga(γ′) solid solutions with additions of transition and B-subgroup elements, *Acta Metall.* 33 (1985) 1161–1169.
- [52] S. Ochiai, Y. Mishima, T. Suzuki, Lattice parameter data of nickel (gamma), ni sub 3 al (gamma prime) and ni sub 3 ga (gamma prime) solid solutions, *Bull. Res. Lab. Precis. Mach. Electron.* (1984) 15–28.
- [53] P. Rao, K.S. Murthy, S. Suryanarayana, S. Naidu, Effect of ternary additions on the room temperature lattice parameter of Ni₃Al, *Phys. Status Solidi A* 133 (1992) 231–235.
- [54] R.S. Mints, G.F. Belyaeva, Y.S. Malkov, Equilibrium diagram of the Ni₃Al-Ni₃Nb system, *Russ. J. Inorg. Chem.* 7 (1962) 1236–1239.
- [55] Y. Liu, T. Takasugi, O. Izumi, Alloying behavior of Co₃Ti, *Metall. Trans. A* 17 (1986) 1433–1439.
- [56] J.M. Sanchez, F. Ducastelle, D. Gratias, Generalized cluster description of multicomponent systems, *Phys. A* 128 (1984) 334–350.
- [57] D. de Fontaine, Cluster approach to order-disorder transformations in alloys, in: H. Ehrenreich, D. Turnbull (Eds.), *Solid State Physics*, Volume 47, Wiley, New York, 1994, pp. 33–176.
- [58] A. Zunger, First-principles statistical mechanics of semiconductor alloys and intermetallic compounds, in: A. Gonis, P. Turchi (Eds.), *NATO Advanced Study Institute on Statics and Dynamics of Alloy Phase Transformations*, 1994, pp. 361–419.
- [59] C.B. Barber, D.P. Dobkin, H. Huhdanpaa, The quickhull algorithm for convex hulls, *ACM Trans. Math. Soft* 22 (1996) 469–483.